

BLANCHARD - LIEBERMAN TRANSMISSION IMPROVEMENTS PROJECT

Southwestern Electric Power Company (SWEPCO) representatives plan to strengthen the local electric transmission system in northwest Louisiana by rebuilding a 69-kilovolt (kV) transmission line in Caddo Parish, near Mooringsport.

WHAT

The Blanchard - Lieberman Transmission Improvements Project involves:

- Rebuilding a 7-mile transmission line in Caddo Parish
- Managing trees and woody-stemmed plants that have grown within SWEPCO's right-of-way
- Rerouting portion of the line crossing Caddo Lake to accommodate growth in the area

WHY

The transmission line was constructed in 1962 and is past its planned service life. The project:

- Replaces deteriorating wooden poles with modern steel poles
- Upgrades the wires on poles that were previously replaced
- Strengthens the system against severe weather impacts
- Decreases the likelihood and duration of wide, community-sustained outages
- Removes vegetation that could impact the operation of the transmission line

WHERE

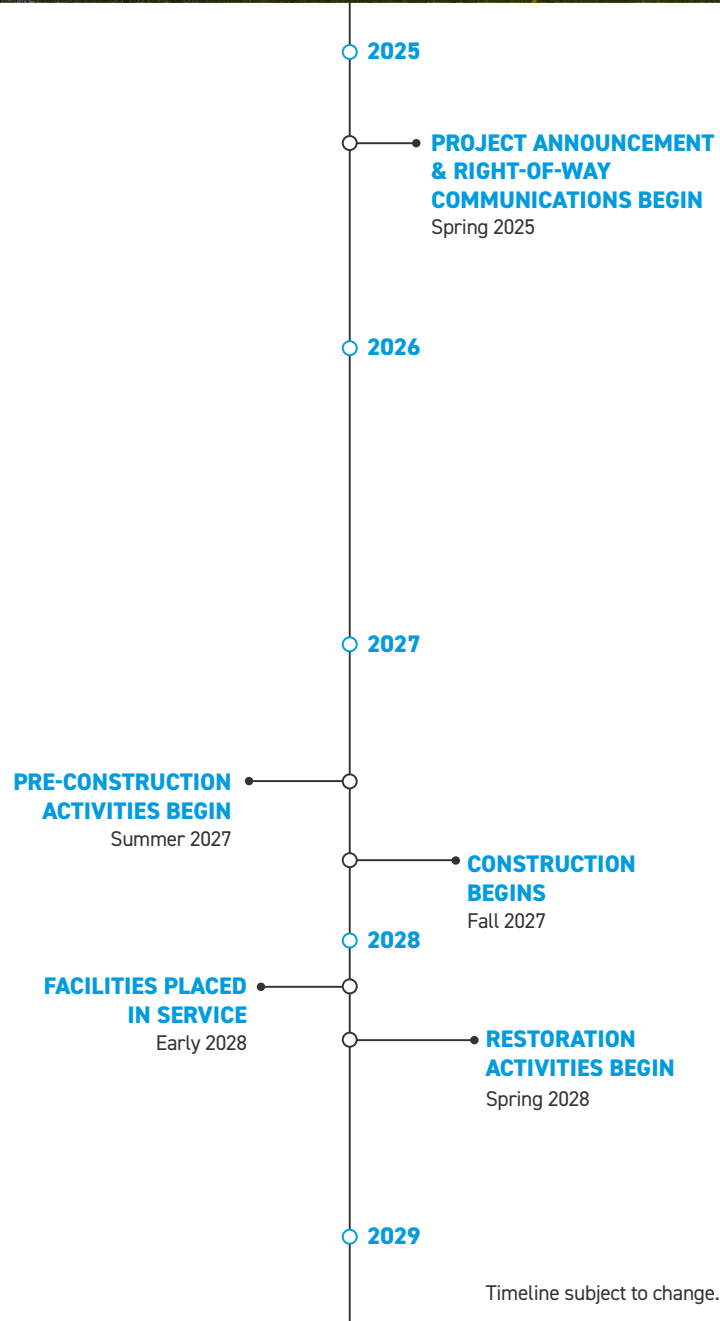
The existing transmission line extends between SWEPCO's Blanchard Substation, located near the UOP LLC Shreveport Plant and Lieberman Substation, located adjacent to the Lieberman Power Plant.

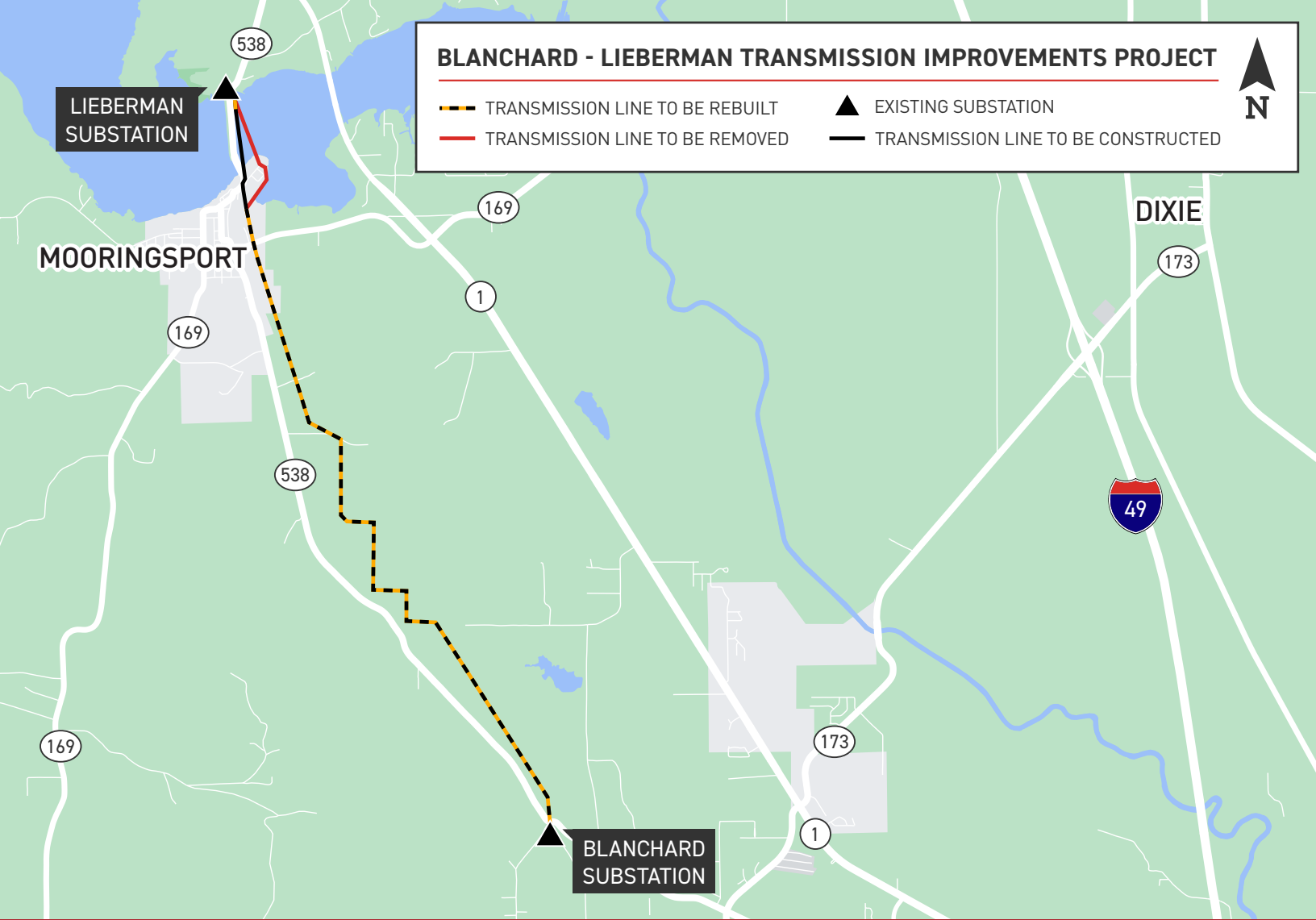
BEFORE CONSTRUCTION:

A right-of-way agent may contact you if SWEPCO needs to acquire new or update existing easements on your property. You will also be contacted should crews need to access your property for survey work or construction.

To safely perform their work, crews may need to:

- Remove vegetation from the right-of-way
- Install temporary gates, fencing and access roads
- Install culverts for water management





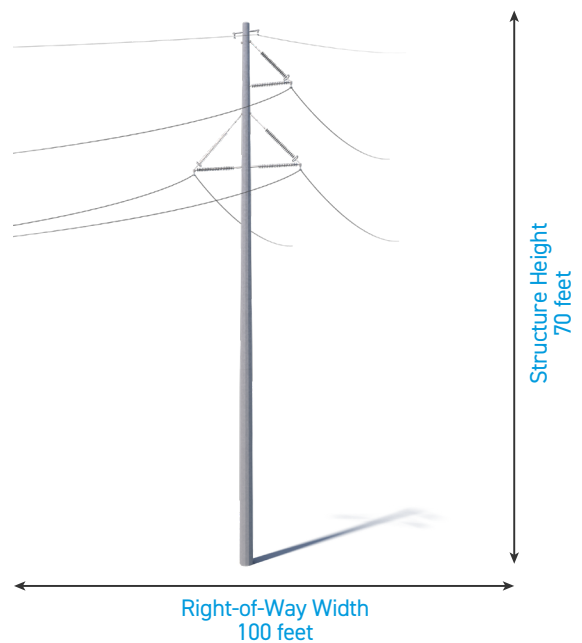
TYPICAL STRUCTURES

SWEPCO crews plan to install single-pole steel structures.

Typical Structure Height: 70 feet

Typical Right-of-Way Width: 100 feet

Typical Distance Between Structures: 350 feet



*Exact structure, height, and right-of-way requirements may vary.

WE VALUE YOUR INPUT.

PLEASE SEND COMMENTS AND QUESTIONS TO:

KATELYN HAHN · PROJECT OUTREACH SPECIALIST

SWEPCO_OUTREACH@AEP.COM · 918-313-8240

