

MYRA SUBSTATION AND TRANSMISSION LINE PROJECT

Kentucky Power representatives plan to upgrade the electric transmission grid in Pike County. The Myra Substation and Transmission Line Project involves building approximately 3 miles of 138-kilovolt electric transmission line, retiring approximately 10.5 miles of 46-kV transmission line, constructing one 138-kV substation and retiring one 46-kV substation to enhance electric reliability for area customers.

WHAT

The project involves:

- Building approximately 3 miles of 138-kV transmission line to the Myra Substation
- Constructing the new 138-kV Myra Substation
- Retiring approximately 10.5 miles of 46-kV transmission line
- Retiring the 46-kV Elwood Substation
- Acquiring new easements for the safe operation of the power line

The project involves filing an application with Kentucky Public Service Commission (PSC).

The project team is seeking community input on route options to build the transmission line.

WHY

The project allows crews to retire transmission line that dates back to the 1930s. The existing line has experienced multiple power outages in recent years.

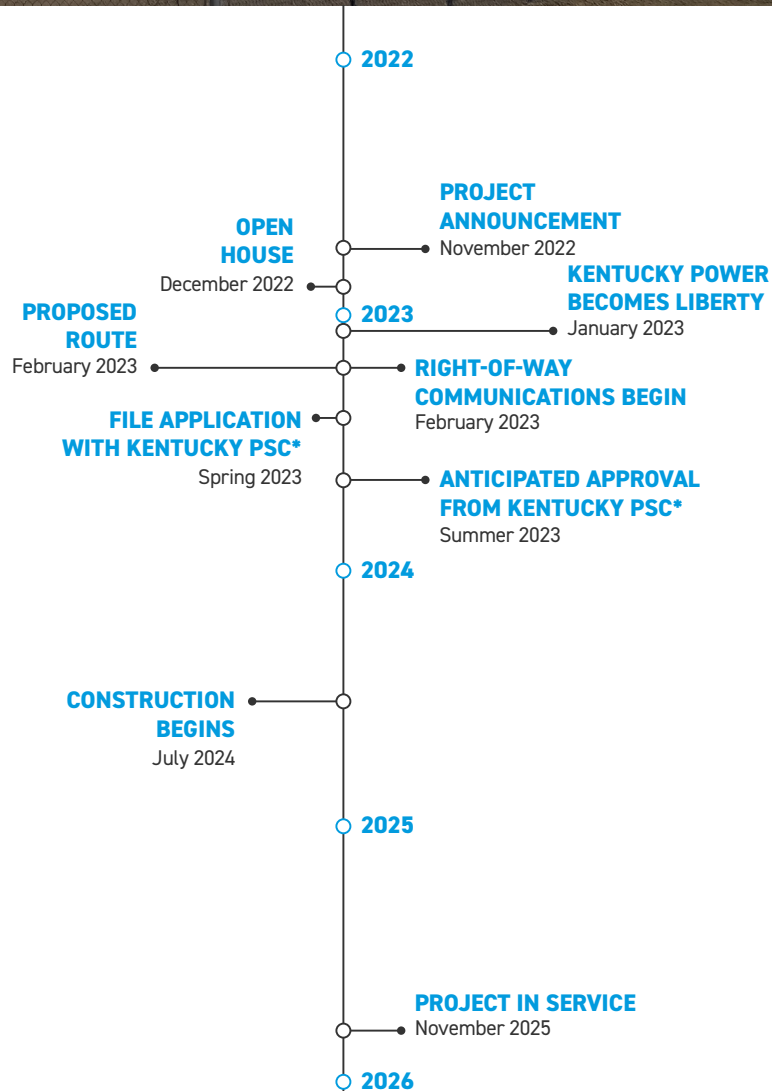
The project allows crews to retire the Elwood Substation due to:

- Outdated and damaged equipment
- Lack of spare part availability

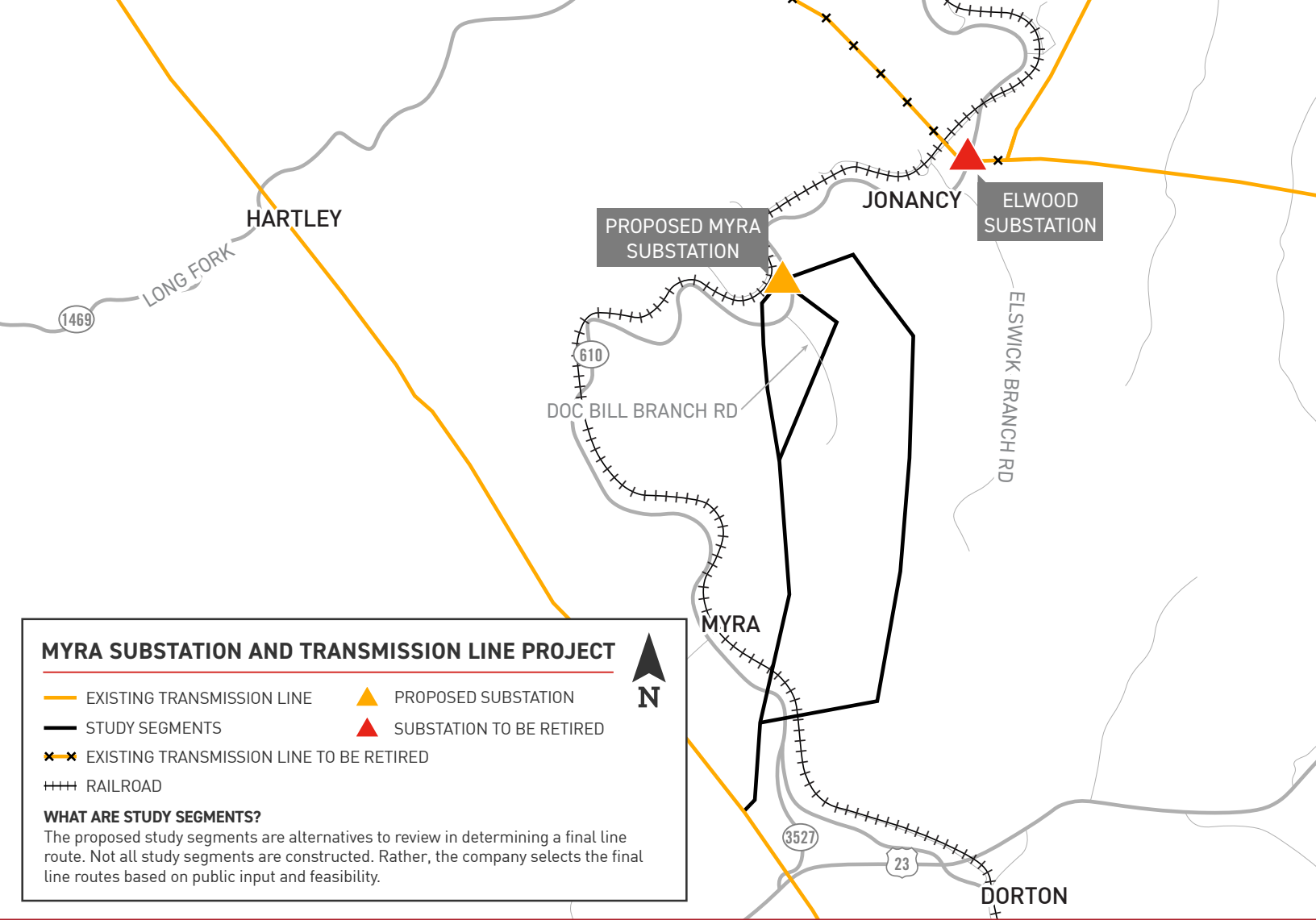
The proposed upgrades increase electric reliability for area customers and strengthen the local electric system.

WHERE

The project begins along Kentucky 610 in Myra and continues northeast to the proposed substation site south of Jonancy, along Kentucky 610 and near Doc Bill Branch Road.



Timeline subject to change.
*Public Service Commission



TYPICAL STRUCTURES

Crews plan to install a substation and steel lattice towers along the line route.

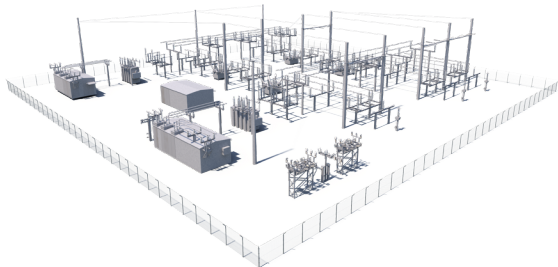
Typical Structure Height: [Approximately 125 feet*](#)

Typical Right-of-Way Width: [Approximately 100 feet*](#)

Typical Substation Height: [Approximately 50 feet*](#)

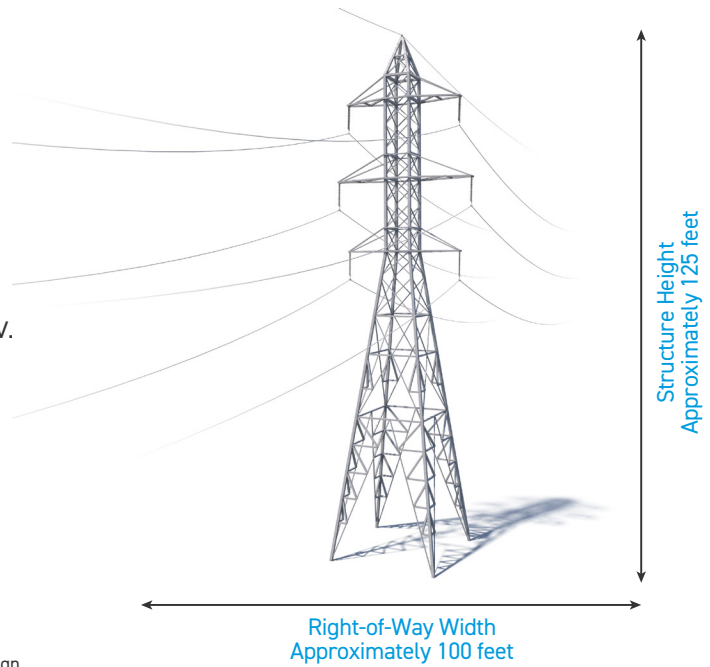
TYPICAL SUBSTATION

Substations serve as electrical intersections directing the flow of electricity and either decrease or increase voltage levels for transport. Substations transform 69-kV and 138-kV electricity into lower distribution level voltages such as 34.5-kV, 12-kV, or 7.2-kV.



*Exact structure, height, and right-of-way requirements may vary.

*Substation shown is a general depiction of the proposed facilities for the project. It does not represent final design.



WE VALUE YOUR INPUT. PLEASE SEND COMMENTS AND QUESTIONS TO:

RYAN HOWELL · RIGHT-OF-WAY AGENT

RMHOWELL@AEP.COM · 833-243-5038

KENTUCKYPOWER.COM/MYRA

